











ANTI-SLIP WALKWAY PANELS

WALKWAY PANELS FEATURES

-  **OSHA & ADA Slip-Resistant**
Exceeds safety recommendations for walking surfaces.
-  **Durable Fiberglass Construction**
Made from Fiber Reinforced Polymers (FRP) for long service life.
-  **Lightweight & Easy to Install**
Secures quickly to any structurally sound surface (wood, concrete, metal, aluminum).
-  **Extremely Durable**
1/8" fiberglass panels with high chemical resistance
-  **Multiple Grit Levels**
Available in Lite, Medium, and Heavy Duty for residential, commercial, and industrial applications.
-  **Customizable to Any Application**
Custom shapes and sizes available upon request and fully customizable to fit any application
-  **Complete Stairwell Safety Solution**
Can be combined with our Step Covers to improve safety on an entire stairwell
-  **Built for Wet & Oily Conditions**
Ideal for environments where paints or coatings cannot be applied, including wet, greasy, or high-moisture conditions.

PERMANENT ANTI-SLIP PROTECTION FOR ANY WALKWAY.


Sure-Foot's Anti-Slip FRP Walkway Panels provide a durable, permanent anti-slip product to fit virtually any structurally sound surface. Fiberglass (FRP) Walkway Panels are lightweight and ideal for use on floors, ramps, inclines, mezzanines and any slippery walkway. To simplify the installation process, our walkway panels are custom-made to the exact dimensions, surface textures and colors requested.

WALKWAY PANEL SPECIFICATIONS


Sure-Foot's Fiberglass Walkway Panels are made from Thermoset Polyester Fiber Reinforced Polymer panels coated with a mineral abrasive epoxy. Panels are lightweight and ideal for use on structurally sound flooring. Constructed of 0.125" thick fire retardant fiberglass (FRP). They are available in Black, Yellow, and Black with Yellow Stripe in 3 unique grit-coated surfaces: Heavy Duty, Medium and Lite.





Lite Grit



Medium Grit



Heavy Duty Grit



LEARN MORE AT SUREFOOTCORP.COM OR CALL US FOR A SAMPLE AT 800-522-6566





WALKWAY PANELS

Our Fiber Glass (FRP) products are coated with a proprietary layered blend of mineral abrasive epoxy grit. Slippery surfaces such as gratings, mezzanines, steps, inclines, ramps and floors can be covered with our fiber glass step covers or walkway panels. All are available in Yellow or Black with three distinct grit coating options: Heavy Duty, Medium and Lite. Walkway Panels meet and exceed OSHA and ADA recommendations for slip resistance.



Panel installed on walkway

PRODUCT DIMENSIONS & CUSTOM OPTIONS

PRODUCT	STANDARD SIZES	MAX SIZE	CUSTOM OPTIONS
Walkway Panels	4' x 8'	Up to 4' x 10'	Custom fabrication, color options, and Barefoot grit available









GRIT APPLICATION INFORMATION

GRIT	APPLICATION	MESH SIZE	OVERALL THICKNESS
Heavy Duty	Industrial, Offshore, Marine	8/16 Blend	.20"
Medium	Commercial	20/30 Blend	.18"
Lite	Residential / Barefoot	30/50 Blend	.151"

PANEL MAINTENANCE

Epoxy surface can be swept to loosen and remove dirt. FRP panels can be cleaned using a general purpose industrial cleaner. For caked on dirt, use a stiff bristled brush with the industrial cleaner. Walkway Panels may be pressure washed up to 1500 psi.

WALKWAY PANEL COLORS

#01 White	
#03 Grey	
#06 Brown	
#07 Tan	
#23 Pool Blue	
#08 Yellow	
#19 Black	
#17 Black and Yellow	

INSTALLATION

Surface must be clean, dry, and structurally sound prior to installation.

Remove oil, grease, rust, loose coatings, and debris before securing panels.

Install using mechanical fasteners, adhesive, or both (recommended).

For grating applications, secure using the recommended Grating Clip Kit hardware.

Drill through panel and grating openings and fasten with supplied bolts and nylon nuts.

Can be trimmed on-site using a fine-toothed or carbide blade saw.

[CLICK TO VIEW INSTALL GUIDE >>](#)

